

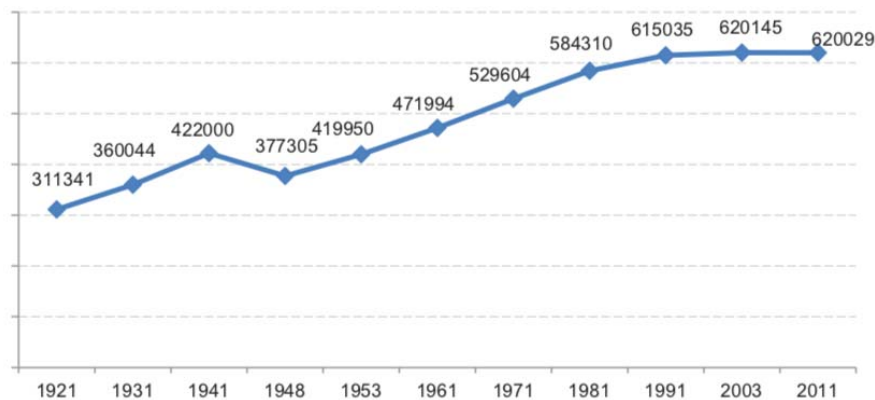


# Montenegro

University of Montenegro

## Inhabitants:

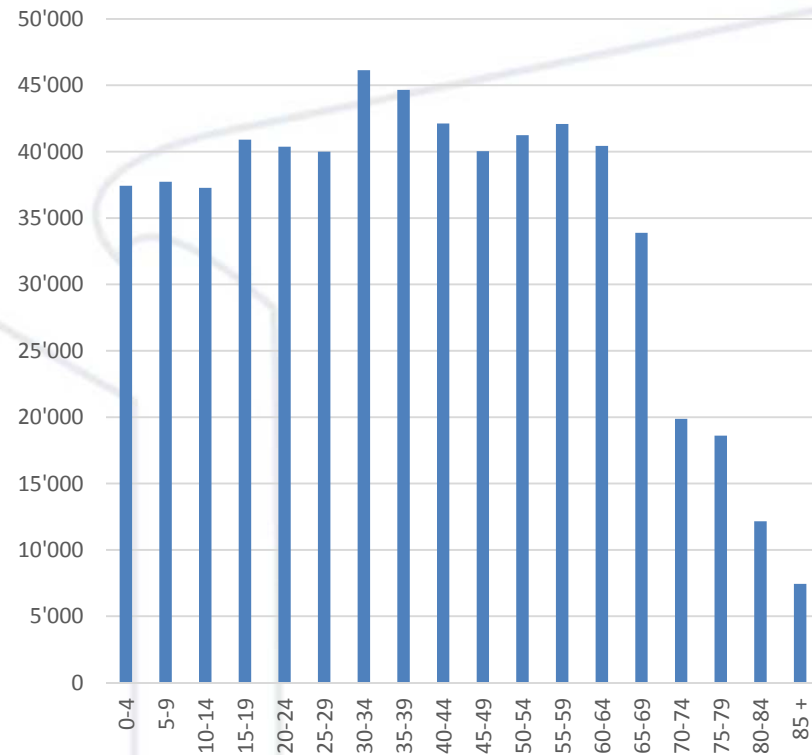
- Population: 620,029  
– (Census, 2011)
- Estimated population in 2018: 622,359



## Migrations

- People mostly emigrate
- Migration within borders
  - Rural – urban
  - Towards the capital
- Migration just starts to be an issue

## Population trends



## Territory

- Land territory: 13,812 km<sup>2</sup>
- Waters: 2.6%



## Short historical overview

- Duklja (independence from Byzantine Empire) - 1042
- Kingdom of Zeta - 1373
- Principality – 1852
- Kingdom – 1910
- Yugoslavia (Federation of Serbs, Croats and Slovenians) – 1918
- Republic in Social Federal Republic Yugoslavia – 1944
- Federal Republic of Yugoslavia – 1992
- State Union Serbia and Montenegro - 2003
- Referendum on independence - 2006



# Referendum on independence

## Overview

- Needed majority – 55%
- Achieved majority - 55.2%
- Slovak as a Head of State Electoral Commission with a “golden vote”

## Coat of Arms



- UN accession: 2006
- NATO membership: 2017
- Participation in the European project:
  - Stabilisation and Association Agreement – 2007
  - Request for EU membership 2008
  - European Council grants visa-free regime for Montenegrin citizens - 2009
  - The European Council granted Montenegro candidate status – 2010
  - 33 opened and 3 provisionally closed chapters

- Parliamentary democracy
- The Prime Minister is head of government
  - current: Duško Marković
- The President is head of state
  - current: Milo Đukanović
  - Directly elected
  - Personal power



## Electoral and party system

- Proportional representation
- Pre-dominant party system
  - One party in party since introduction of pluralism
  - Ex – Communist party
- Main cleavage:
  - Ethnic – statehood

| Party                         | %      |
|-------------------------------|--------|
| Democratic party of socialist | 41.41% |
| Democratic front              | 20.32% |
| Coalition "Key"               | 11.05% |
| Democrats                     | 10.01% |
| Social democratic party       | 5.23%  |
| Social democrats              | 3.26%  |
| Bosniak's party               | 3.16%  |
| Albanian coalition            | 1.27%  |
| Croat Civic Initiative        | 0.47%  |

## Results



| Party                      | Approximate support | Main trademark          | True appeal              | EU                  | NATO             | Main problem                         | External support          |
|----------------------------|---------------------|-------------------------|--------------------------|---------------------|------------------|--------------------------------------|---------------------------|
| DPS                        | 40-45%              | Statehood party         | Clientelism              | Without alternative | In favor         | Negative selection, internal clashes | West, but with conditions |
| Minority parties           | 3-5%                | Minority representation | Clientelism              | Without alternative | In favor         | DPS shadow                           | N/A                       |
| Sattelite parties (SD, LP) | 3%                  | DPS partner             | Clientelism              | Without alternative | In favor         |                                      | N/A                       |
| Demokrate                  | 17-25%              | New and young           | Ambivalence              | Yes                 | Ambivalent       | No clear standings                   | Yes, conditionally        |
| SDP                        | 3%                  | Statehood party         | Cleaner statehood option | Yes                 | Yes              | Lost access to privileges            | Yes                       |
| SNP                        | 3-7%                | Conservative            | Serbian moderate         | Yes, but            | No               | Aging                                | Not really                |
| URA                        | 1-3%                | Reforms                 | New and young            | Yes                 | Yes              | Infrastructure                       | Some                      |
| DEMOS                      | 3%                  | Reforms                 | Leader                   | Yes, but            | No               | Pro Serbian voters and members       | Some                      |
| DF                         | 10-15%              | Anti-Djukanovic         | Anti-statehood, pro-east | ambivalent          | Strongly against | Not a coalition material             | East                      |

## Ethnic composition:

- 44.5% Montenegrins
- 28.7% Serbs
- 8.6% Bosniaks
- 4.9% Albanians
- 0.9% Croats
- 13.6% others

## Religious composition:

- 75.93% Christians
- 19.21% Muslims
- 3.31% Atheists
- 3.65% Other

- Currency - EURO
- GDP:
  - 11.381 billion,
  - 18,261 per capita
- GINI
  - 26.1
  - Low inequality
- HDI
  - 0.814
  - High development

# University of Montenegro

## Overview



UCG

University of Montenegro

# UNIVERSITY OF MONTENEGRO

Founded in 1974



# HISTORY



UCG  
University of Montenegro

1974

- Founded



1975

- First agreement with University of Florida



1992

- After being named by national hero Veljko Vlahovic, it was officially called as the University of Montenegro



2004

- Bologna implementation






2018

- More than 130 agreements signed with more than 30 countries



# LOCATED IN 10 TOWNS





# UNITS OF UNIVERSITY OF MONTENEGRO



1. Faculty of Architecture
2. Biotechnical Faculty
3. Faculty of Economics
4. Faculty of Electrical Engineering
5. Faculty of Political Science
6. Faculty of Civil Engineering
7. Institute for History
8. Institute for research and innovations
9. Faculty of Mechanical Engineering
10. Faculty of Medicine
11. Faculty of Metallurgy and Technology
12. Faculty of Law
13. Faculty of Natural Science and Mathematics
14. Faculty of Dramatic Arts
15. Music Academy
16. Faculty of Fine Arts
17. Faculty for Sport and Physical Education
18. Faculty of Philology
19. Faculty of Philosophy
20. Maritime Faculty
21. Faculty of Tourism and Hospitality
22. Institute of Marine Biology





# UNIVERSITY OF MONTENEGRO

## Students and Study Levels

- Studies according to Bologna Declaration principles since 2004.
- More than 20.000 students
- Undergraduate studies, BSc, BA (3 y)
  - 63 programs
  - 8 applied at ETF, BTF, EF, MTF, PMF, MF
- Postgraduate master studies MSc, MA (2 y)
  - 72 programs
  - 6 applied at ETF, BTF, EF, MTF, PMF
- Doctoral studies (3 y)
  - 25 programs



University of Montenegro

# INTERNATIONAL PROJECTS




University of Montenegro takes part in:

- **IPA Programme**
- **H2020**
- **FP7**
- **Erasmus+** (University of Montenegro signed more than 70 agreement for credit mobility)
- **HERD** (Programme for Higher Education, Research and Development 2010-2014)
- **SCOPES** (Scientific co-operation between Eastern Europe and Switzerland)
- **TEMPUS**



**IPA INSTRUMENT FOR  
PRE-ACCESSION ASSISTANCE**





**UCG**

University of Montenegro

# EXCHANGE PROGRAMMES



**Erasmus Mundus -15**

**Erasmus + - 70 IIA**

**Ceepus**

**Mevlana**

**Bilateral agreements**



King Baudouin  
Foundation



Tempus





**UCG**

University of Montenegro

**THANK YOU FOR YOUR ATTENTION.**


**Contact details:**

**UNIVERSITY OF MONTENEGRO**

Cetinjska 2, 81000 Podgorica, Montenegro

 [www.ucg.ac.me](http://www.ucg.ac.me)

 [rektor@ac.me](mailto:rektor@ac.me)

 +382 (0)20 414 209